

UN-WOMEN TRANSPARENCY PORTAL

USER GUIDE

open.unwomen.org


Welcome to the UN-Women Transparency Portal user guide

About this user guide

- This guide will assist users in exploring the Transparency Portal.
- The Transparency Portal is an [interactive and data-driven public platform](#) that makes UN-Women's [results and resources](#) data visible to partners and the general public. The published data is in line with the [International Aid Transparency Initiative](#) (IATI) standard.
- This guide specifically focuses in greater detail on the “Our Global Results” section as an official annex to the Executive Director’s Annual Report, reporting on UN-Women’s Strategic Plan 2022-2025.
- [Link to the Transparency Portal](https://open.unwomen.org/) – <https://open.unwomen.org/>
- [System requirements](#) – we suggest using updated Microsoft search engine or Google chrome and its newer versions.

Content of this user guide

- I. Overview
- II. How to find 2022 data of the Strategic Plan’s Integrated Results and Resources Framework (SP IRRF)
- III. Other sections of the Transparency Portal





I: OVERVIEW

What information can be found on the Transparency Portal?

Global results from UN-Women's Strategic Plans, including indicator data, key results and revenue and expenses data. This section is an official annex to the Executive Director's Annual Report

UN-Women's field-based results and resources data against Strategic Notes

UN-Women's funding partner contributions.

UN-Women's contributions to the Sustainable Development Goals and 'Leaving No One Behind'

UN WOMEN
Transparency Portal BETA

HOME OUR GLOBAL RESULTS OUR REACH OUR PARTNERS OUR CONTRIBUTIONS ABOUT

UN WOMEN TRANSPARENCY PORTAL

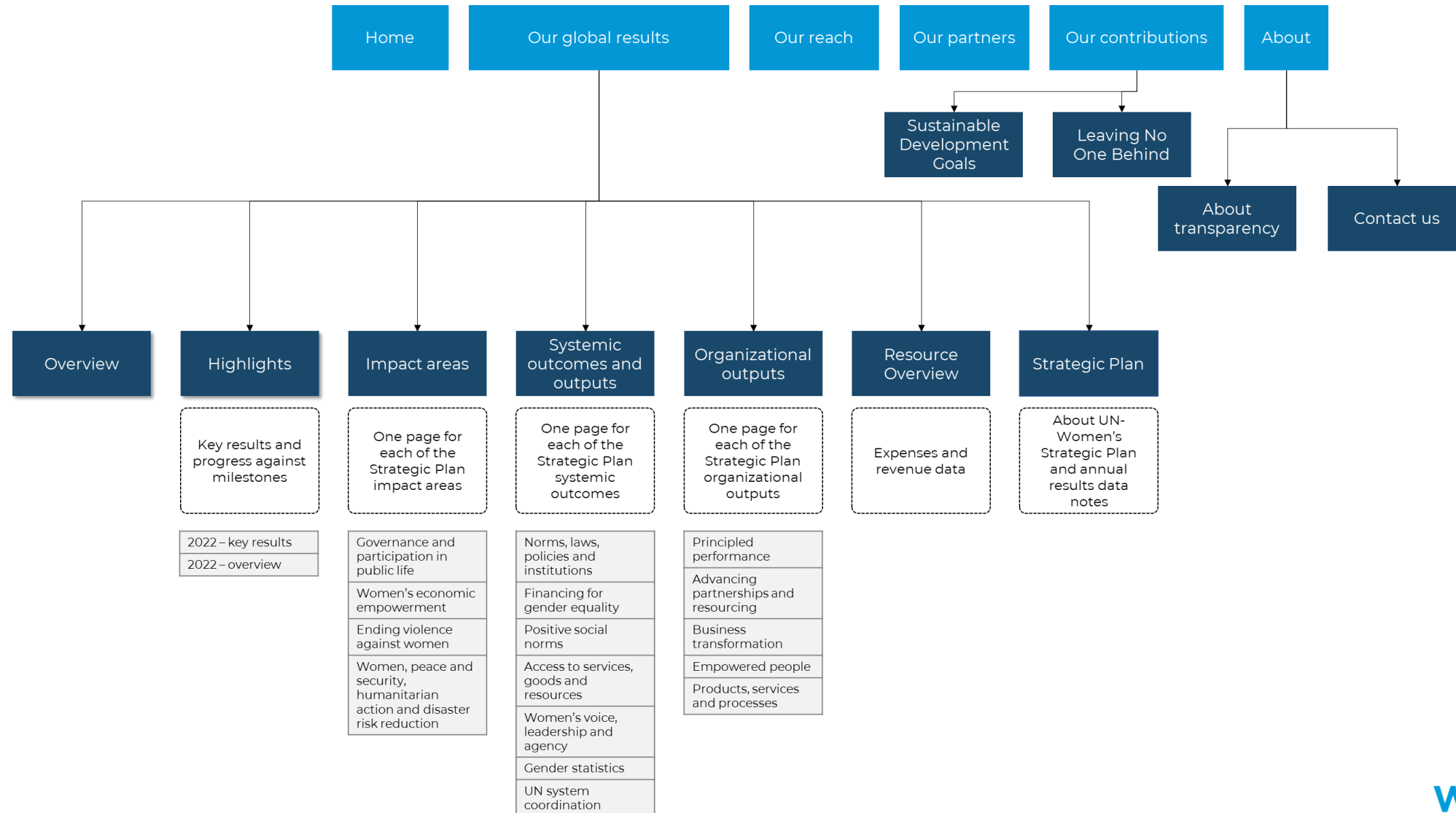
Women, we are committed to the lives of women and girls and reducing inequalities and exclusion around the world. Discover how, with the help of our partners, we work day-to-day to make this a reality.


Search by country, funding partner or keywords

\$655 M Budget	\$540.25 M Expenses	83 Offices and Presences	183 Funding partners	433 Field-based outcomes
--------------------------	-------------------------------	------------------------------------	--------------------------------	------------------------------------

2022

How is the content of the Transparency Portal organized?






II: HOW TO FIND 2022 DATA OF THE STRATEGIC PLAN'S INTEGRATED RESULTS AND RESOURCES FRAMEWORK (SP IRRF)

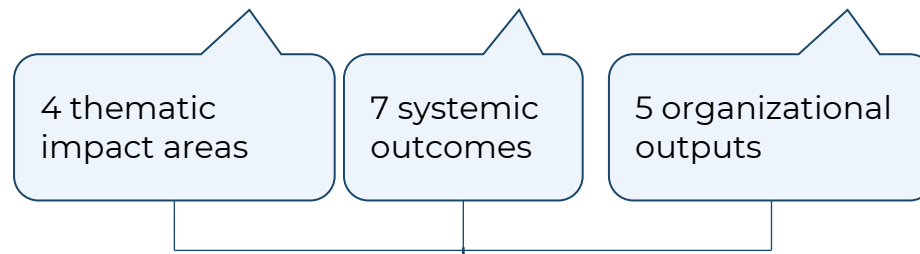
ANNEX OF UN-WOMEN 2022 EXECUTIVE
DIRECTOR'S ANNUAL REPORT

How is the content of the “Our global results” section organized?



STRATEGIC PLAN
2022-2025

OVERVIEW HIGHLIGHTS IMPACT AREAS SYSTEMIC OUTCOMES ORGANIZATIONAL OUTPUTS RESOURCE OVERVIEW STRATEGIC PLAN



Explore UN-Women’s financial data in terms of expenses and revenue by regular resource (core), other resources (non-core) and assessed contributions

UN-Women’s Strategic Plan 2022-2025 and annual results data notes

STRATEGIC PLAN VISION
Achieve gender equality, the empowerment of all women and girls and the fulfillment of their human rights.

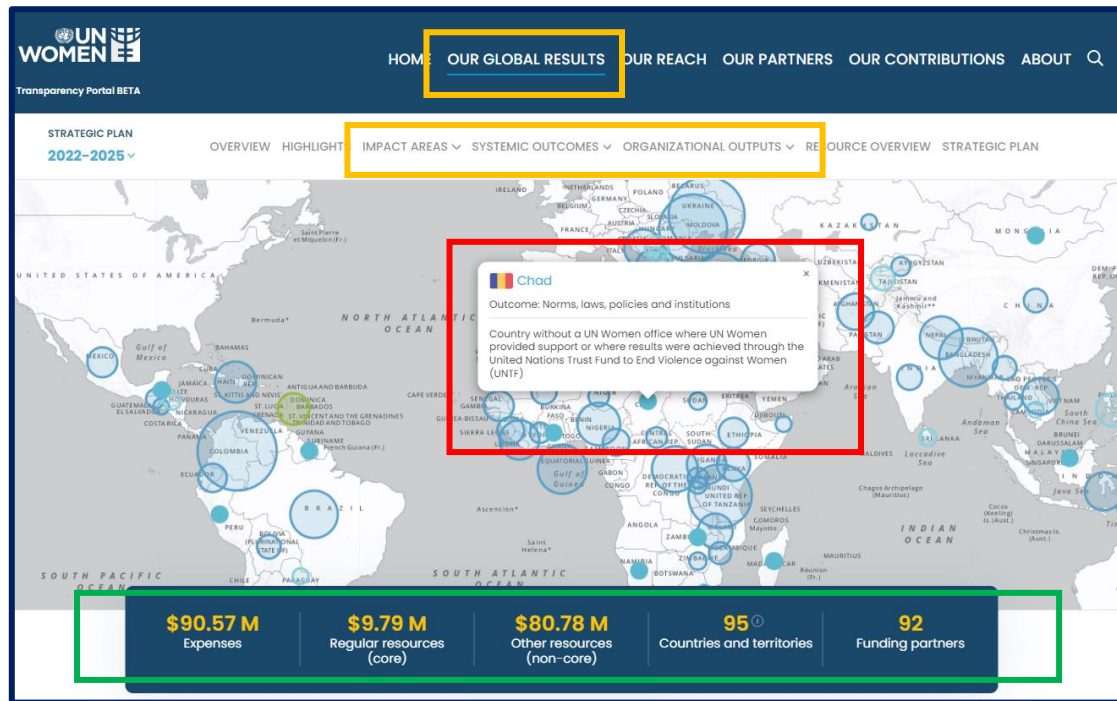
IMPACT LONG-TERM RESULTS	OUTCOMES MEDIUM-TERM RESULTS	ORGANIZATIONAL EFFECTIVENESS AND EFFICIENCY OUTPUTS
<ul style="list-style-type: none">Governance & Participation in Public LifeWomen's Economic EmpowermentEnding Violence Against WomenWomen, Peace and Security, Humanitarian Action, and Disaster Risk Reduction	<ul style="list-style-type: none">Global normative frameworks, and gender-responsive laws policies and institutionsFinancing for gender equalityPositive social norms including by engaging men & boysWomen's equitable access to services, goods & resourcesWomen's voice, leadership & agencyProduction, analysis and use of gender statistics and sex-disaggregated dataUN System Coordination for Gender Equality	<ul style="list-style-type: none">Principled PerformanceAdvancing Partnerships & ResourcingBusiness TransformationEmpowered PeopleProducts, Services, Processes

Link - <https://open.unwomen.org/global-results>

What information can be found on the pages per impact area, systemic outcome and organizational output?

On the map, users can view the countries contributing to results including expenses and funding partners for a respective impact, outcome or output.

Further, the pages show result highlights, key achievements (only for systemic outcome pages), financial flows (only for impact area and systemic outcome pages) and 2022 data against the indicators of the UN-Women Strategic Plan Integrated Results and Resources Framework (SP IRRF).



Link (example of a systemic outcome page) - https://open.unwomen.org/our-global-results/sp-outcomes/SP_D_0.1/2022-2025

How to find 2022 data against impact indicators of the SP IRRF?

Users can view and download indicators (including baselines, targets and results) for each impact area by following the steps below.

Step 1

Overview | HIGHLIGHTS | **IMPACT AREAS** | SYSTEMIC OUTCOMES | ORGANIZATIONAL

Strategic Plan impact areas 2022-2025

IMPACT 1: GOVERNANCE AND PARTICIPATION IN PUBLIC LIFE
Women fully and equally participate in leadership and decision-making and women and girls benefit from gender-responsive governance

IMPACT 2: WOMEN'S ECONOMIC EMPOWERMENT
Women have income security, decent work, and economic autonomy

IMPACT 4: WOMEN, PEACE AND SECURITY, HUMANITARIAN ACTION & DISASTER RISK REDUCT...
Women and girls contribute to, and have influence in, building sustainable peace and resilience and benefit equally from the prevention of conflicts and disasters, and from humanitarian action

Scroll to the bottom of the page

How to download the data?

Find 'download' option below the data set

Download Data
CSV PDF

Step 2

Impact indicators in 2022

SP_D_2.1
SDG 5.4.1: Proportion of time spent on unpaid domestic and care work, by sex, age and location (Desk Review)
Common
No aggregate value

SP_D_2.2
SDG 8.3.1: Proportion of informal employment in total employment, by sector and sex (Desk Review)
Common
Complementary
2022 Result (annual) **60.2%**

SP_D_2.3
SDG 1.3.1: Proportion of population covered by social protection floors/systems, by sex, distinguishing children, unemployed persons, older persons, persons with disabilities, pregnant women, newborns, work-injury victims and the poor and the vulnerable (Desk Review)
2022 Result (annual) **46.9%**

Click on the 'graph button' to view pop-up window of disaggregated data

SP_D_2.1			
COUNTRY		FEMALE	MALE
(2019)	BASELINE	18.4%	7.0%
(2022)	MILESTONE	-	-
(2022)	RESULT	18.4%	7.0%
(2023)	MILESTONE	-	-
(2023)	RESULT	-	-
(2024)	MILESTONE	-	-
(2024)	RESULT	-	-
(2025)	TARGET	N/A	N/A
(2025)	RESULT	-	-

Click on the 'arrow button' to expand or collapse the data fields

Year	Milestone	Result
2019	-	Baseline 60.2%
2022	Milestone -	Result 60.2%
2023	Milestone -	Result -
2024	Milestone -	Result -
2025	Target N/A	Result -

Link (example of an impact area page) -

https://open.unwomen.org/our-global-results/sp-impact/SP_D_2/2022-2025

How to find 2022 data against outcome and output indicators of the SP IRRF?

Users can view and download indicators (including baselines, milestones, targets and results) for each systemic outcome and output by following the steps below.

Step 1

Strategic Plan systemic outcomes 2022-2025

- OUTCOME 1: NORMS, LAWS, POLICIES AND INSTITUTIONS**
Global normative frameworks and gender-responsive laws, policies and institutions
- OUTCOME 2: FINANCING FOR GENDER EQUALITY**
Financing for gender equality
- OUTCOME 4: ACCESS TO SERVICES, GOODS AND RESOURCES**
Women's equitable access to services, goods and resources
- OUTCOME 5: WOMEN'S VOICE, LEADERSHIP AND AGENCY**
Women's voice, leadership and agency
- OUTCOME 7: UN SYSTEM COORDINATION**
UN system coordination for gender equality

Scroll to the bottom of the page

How to download the data?

Find 'download' option below the data set

Download Data
CSV PDF

Step 2

Outcome indicators in 2022

SP_D_0.1.1
Percentage of resolutions adopted by the General Assembly, the Security Council and the Human Rights Council that integrate a gender perspective (Desk Review)

Achievement against 2022 milestone: 115%

2022 Result (annual): 62%

SP_D_0.1.3
SDG 5.1: Whether or not legal frameworks are in place to promote, enforce and monitor equality and non-discrimination on the basis of sex (Desk Review)

Achievement against 2022 milestone: 103%

2022 Result (annual): 91%

SP_D_0.1.3
SDG 5.1: Whether or not legal frameworks are in place to promote, enforce and monitor equality and non-discrimination on the basis of sex (Desk Review)

Achievement against 2022 milestone: 100%

2022 Result (annual): 33%

SP_D_0.1.d
Number of partners that have increased capacities to promote/influence gender responsive legislation (CO, HQ)

Achievement against 2022 milestone: 150%

2022 Result (annual): 1,774

Output indicators in 2022

SP_D_0.1.a
Number of governments that undertake national review processes in response to global

SP_D_0.1.b
Percentage of UN Country Teams reports to the CEDAW Committee submitted (Desk Review)

SP_D_0.1.c
Number of tailored knowledge products made available by UN Women to the Commission on the Status of Women and the Security Council to strengthen the development of gender-responsive intergovernmental outcomes (Desk Review)

SP_D_0.1.d
Number of partners that have increased capacities to promote/influence gender responsive legislation (CO, HQ)

Complementary

COUNTRY	GLOBAL	AREA 1: OVERARCHING LEGAL FRAMEWORKS AND PUBLIC LIFE	AREA 2: VIOLENCE AGAINST WOMEN	AREA 3: EMPLOYMENT AND ECONOMIC BENEFITS	AREA 4: MARRIAGE AND FAMILY
(2021)	BASELINE	70.9	78	76.7	79.1
(2022)	MILESTONE	N/A	N/A	N/A	N/A
(2022)	RESULT	70.9	78	76.7	79
(2023)	MILESTONE	N/A	N/A	N/A	N/A
(2023)	RESULT	-	-	-	-
(2024)	MILESTONE	N/A	N/A	N/A	N/A
(2024)	RESULT	-	-	-	-
(2025)	TARGET	N/A	N/A	N/A	N/A
(2025)	RESULT	-	-	-	-

Link (example of a systemic outcome page) -

https://open.unwomen.org/our-global-results/sp-outcomes/SP_D_0.1/2022-2025

How to find 2022 data against organizational output indicators of the SP IRRF?

Users can view and download indicators (including baselines, milestones, targets and results) for each organizational output by following the steps below.

Step 1

ORGANIZATIONAL OUTPUTS

Organizational outputs 2022-2025

OUTPUT 2: ADVANCING PARTNERSHIPS AND RESOURCING
Advancing partnerships and resourcing; Effectively influencing for impact and scale

OUTPUT 5: PRODUCTS, SERVICES AND PROCESSES
Effective normative, programmatic and coordination products, services and processes

Scroll to the bottom of the page

How to download the data?

Find 'download' option below the data set

Download Data
CSV PDF

Step 2

Organizational Output indicators in 2022

SP_O_2A
Funding received from (a) public partners (b) private sector (Desk Review)
QCPR 4.3.5

Achievement against 2022 milestone: 75%

2022 Result (annual): \$102.4 million

No aggregate value

SP_O_2B
Contributions received through pooled and thematic funding mechanisms (Desk Review)

Achievement against 2022 milestone: 90%

2022 Result (annual): 31%

SP_O_2C
Percentage of UN Women's field offices and relevant HQ Units that implemented dedicated initiatives to engage with non-traditional partners (CO, RO, HQ)

Achievement against 2022 milestone: 121%

2022 Result (annual): 366

SP_O_2D
Number of partnerships to support UN Women's mission including (1) resourcing for Gender Equality (financial or non-financial), (2) Convening, (3) Responsible Business Practices, (4) influencing and/or Knowledge sharing. (Desk Review)

Achievement against 2022 milestone: 121%

2022 Result (annual): 366

COUNTRY	GLOBAL	PUBLIC PARTNERS	THE PRIVATE SECTOR (OCPR)
(2021)	BASELINE	\$523.4 MILLION	\$21.6 MILLION
(2022)	MILESTONE	\$530 MILLION	\$18 MILLION
(2022)	RESULT	\$510.9 MILLION	\$34.5 MILLION
(2023)	MILESTONE	\$545 MILLION	\$20.7 MILLION
(2023)	RESULT	-	-
(2024)	MILESTONE	\$560 MILLION	\$23.8 MILLION
(2024)	RESULT	-	-
(2025)	TARGET	\$600 MILLION	\$27.4 MILLION
(2025)	RESULT	-	-

Year	Milestone	Result
2021	Baseline	272
2022	Milestone	302
2022	Result	366
2023	Milestone	332
2023	Result	-
2024	Milestone	367
2024	Result	-
2025	Target	407
2025	Result	-

Click on the 'graph button' to view pop-up window of disaggregated data

Click on the 'arrow button' to expand or collapse the data fields

Link (example of an organizational output page) -

https://open.unwomen.org/our-global-results/sp-oe-output/SP_O_1/2022-2025

Explore 'Resource overview': UN-Women's expenses and revenue data

Users can select different combinations of filter options in the charts included on this page.

These include, for example regular resources (core), other resources (non-core) and assessed contributions, as well as impact areas, systemic outcomes and organizational outputs or by region.

The screenshot displays the UN Women Transparency Portal interface. The navigation bar includes links for HOME, OUR GLOBAL RESULTS, OUR REACH, OUR PARTNERS, OUR CONTRIBUTIONS, and ABOUT. The main content area is titled 'RESOURCE OVERVIEW' and features several interactive charts and a table, each with filterable options:

- UN Women expenses in 2022**: Filterable by Total resources, Impact areas, and All.
- UN Women field-based expenses in 2022 by income groupings**: Filterable by Total resources, Impact areas, and All.
- Financial flows (expenses) in 2022 towards impact areas and systemic outcomes**: Filterable by Total Resources and REGION (All regions).
- Top 20 contributors to UN Women in 2022, millions of US dollars**: Filterable by Total contributions and Funding Partner Type.
- Revenue, millions of US dollars**: A table showing estimated and actual revenue from 2022 to 2025, categorized by resource type.

	2022	2023	2024	2025	Total
Regular resources (core) - estimated	\$200.00 M	\$200.00 M	\$200.00 M	\$200.00 M	\$800.00 M
Regular resources (core) - actual	\$151.85 M	-	-	-	\$151.85 M
Other resources (non-core) - estimated	\$300.00 M	\$300.00 M	\$315.00 M	\$315.00 M	\$1.23 B
Other resources (non-core) - actual	\$382.76 M	-	-	-	\$382.76 M
Assessed contributions - estimated	\$9.96 M	\$10.60 M	\$10.60 M	-	\$31.6 M
Assessed contributions - actual	\$9.39 M	-	-	-	\$9.39 M
Total resources - estimated	\$509.96 M	\$510.60 M	\$525.60 M	\$515.00 M	\$2.06 B
Total resources - actual	\$544.00 M	-	-	-	\$544.00 M

Link - <https://open.unwomen.org/our-global-results/resource-overview/2022-2025>

Access the key document of performance assessment per Strategic Plan outcome and output indicators 2022 milestone

Users can access the key document, which contains information about performance assessments based on Strategic Plan outcome and output indicators. It provides a summary of progress, average progress towards the 2022 milestone, and results.

UN WOMEN
Transparency Portal BETA

HOME **OUR GLOBAL RESULTS** OUR REACH OUR PARTNERS OUR CONTRIBUTIONS ABOUT

STRATEGIC PLAN
2022-2025

OVERVIEW HIGHLIGHTS IMPACT AREAS SYSTEMIC OUTCOMES ORGANIZATIONAL OUTPUTS RESOURCE OVERVIEW **STRATEGIC PLAN**

scorecards set a maximum ceiling of 100 per cent for any given milestone. Part out of the impact indicators are Sustainable Development Goals indicators.

The methodology to measure indicators is either cumulative or annual. The first approach, an accumulation of results so far, involves counting the number (generally, countries and territories) reported under an indicator, including the baseline value plus all subsequent years. Countries and territories are counted only once throughout the Strategic Plan period, unless stated otherwise. The second approach calculates results by counting the number reported under an indicator in the current year.

All UN Women field and headquarters offices monitor and report their contributions to UN Women's Strategic Plan through the corporate results management system. The Transparency Portal shares key data from that system with external audiences as part of UN Women's commitment to transparency and accountability. Footnotes on indicator scorecards list countries and territories reporting contributions to results.

Key documents

2022 performance assessment table
Download

Scroll to the bottom of the page and click on 'Download'

Link - <https://open.unwomen.org/our-global-results/strategic-plan/2022-2025>



III: OTHER SECTIONS OF THE TRANSPARENCY PORTAL

Explore 'Our reach': Results and resources data against UN-Women's Strategic Notes

Users can apply different filter and sort options to compare the various UN-Women's offices.

By clicking on a specific country, users can see financial and indicator data as well as progress narratives per Strategic Note outcome.

UN WOMEN
Transparency Portal BETA

HOME OUR GLOBAL RESULTS **OUR REACH** OUR PARTNERS OUR CONTRIBUTIONS ABOUT

Region/country/territory

FILTER BY: 2022 Country Classifications Funding Partner Type Revenue Type Activity Marker
Funding Partners Approaches SDG Goals Impact areas Organizational outputs
Organizational outputs Search Keyword

DISPLAY COUNTRY DETAILS:
 Country Flag Geographic Region Population by Sex Gender development index
 Gender Inequality index Income Group Least Developed Country Status

DISPLAY RESOURCE DETAILS:
 Planned Budget Actual Budget and Shortfall Expenses

COLLAPSE

FIELD-BASED DATA SORT BY COUNTRY/TERRITORY (ASCENDING)

	\$498.72 M	\$396.97 M	\$101.76 M	\$330.93 M	
	Planned Budget	Actual Budget	Shortfall	Expenses	
OFFICE	INCOME GROUP	SDGs IN UN WOMEN'S STRATEGIC NOTES	PLANNED BUDGET	ACTUAL BUDGET AND SHORTFALL	EXPENSES
Afghanistan (CO)	LOW INCOME		\$23,372,387	\$24,342,968	\$13,293,236
Albania (CO)	UPPER-MIDDLE INCOME		\$2,893,563	\$2,562,310	\$2,614,705

Link - <https://open.unwomen.org/our-reach>

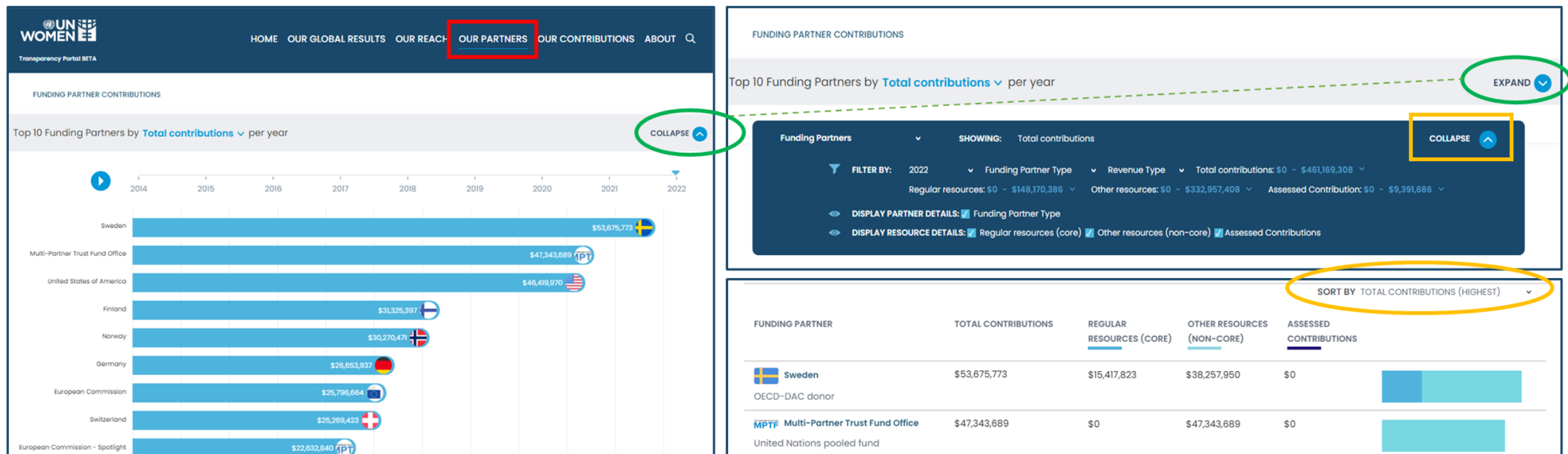
Explore 'Our partners': Financial contributions data by UN-Women's funding partners

The racing bar chart shows the total contributions of UN-Women's top 10 funding partners from 2014 to present (see expand and collapse button in green circles).

Funding partners and contributions can be filtered (in yellow box) by year, partner type, revenue type, contributions amount.

To view which outcomes a specific funding partner contributes to, users can click on a specific funding partner.

All mentioned data can be viewed and downloaded (find 'download' button at the bottom of the webpage).



Link - <https://open.unwomen.org/partners>

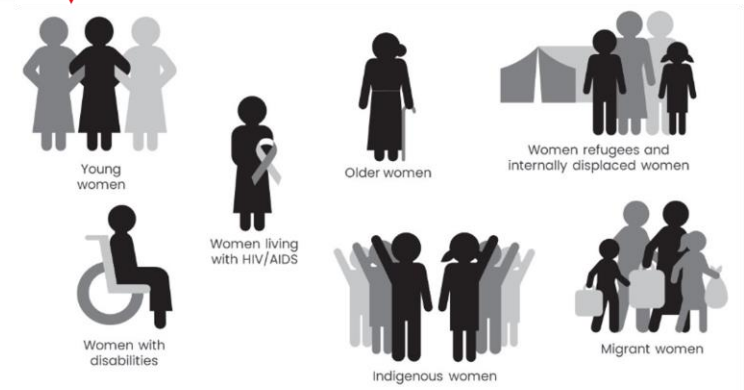
Explore 'Our contributions': Expenses across Sustainable Developmental Goals and efforts towards disaggregated Leaving No One Behind data

[SUSTAINABLE DEVELOPMENT GOALS](#)
[LEAVING NO ONE BEHIND](#)

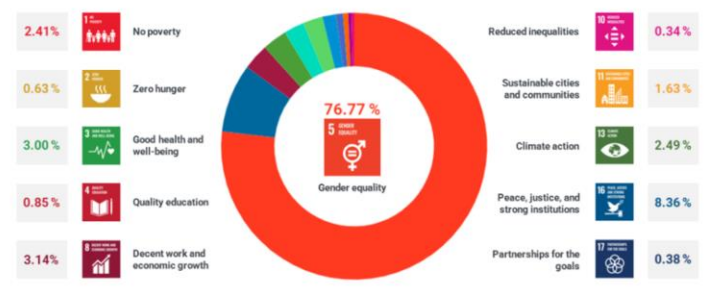
 **14** **SDG INDICATORS**
 are included in UN Women's Strategic Plan 2022-2025

 **10** **IMPACT INDICATORS**
 are SDG indicators out of 11 impact indicators in UN Women's Strategic Plan 2022-2025

 **5** **INDICATORS**
 pertain to SDG 5 (gender equality) out of 14 SDG indicators in UN Women's Strategic Plan 2022-2025



UN Women's distribution of expenses towards the Sustainable Development Goals in 2022



Link - <https://open.unwomen.org/SDGs> and <https://open.unwomen.org/LNOB>



FOR QUESTIONS OR
FEEDBACK GET IN
TOUCH WITH

TRANSPARENCY@UNWOMEN.ORG

open.unwomen.org